

SCHLETTER PITCHED ROOF SYSTEMS

MODULE SUPPORT AND MOUNTING PROFILES



120001-04400	Module support profile Eco05 - 4400 mm
120005-03550	Module support profile Solo - 3550 mm
120005-04400	Module support profile Solo - 4400 mm

PROFILE ACCESSORIES



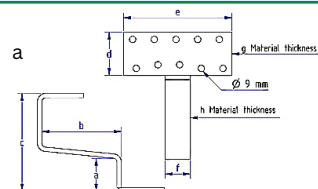
129001-003	E Eco connector, pre-assembled	PU: 100
129002-002	E Solo, SoloPlus, FixZ-7, FixZ-15 connector, pre-assembled	PU: 100
129011-000	Solo plastic end cap (Grey)	PU: 100
129011-900	Solo plastic end cap (Black)	PU: 100
129060-000	Solo slide-in connector (2 pieces per connection)	PU: 50

STANDARD ROOF HOOKS



100001-000 - Universal roof hooks (Frankfurt pantile or interlocking tiles)

	a	b	c	d	e	f	g	h	
From (mm)	42	115	102	74	150	30	5	6	PU:20

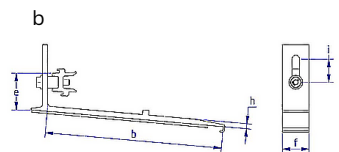


ROOF HOOKS, SPECIAL DESIGN

109019-020 - Roof hooks for Rapid Pro aluminium beaver tail



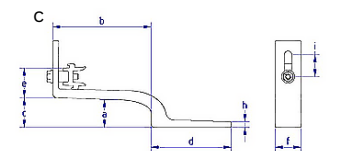
	a	b	c	d	e	f	g	h	i
From (mm)	-	228	-	-	48	35	-	7	30



109019-024 - Rapid2+ Pro Slate125 roof hooks



	a	b	c	d	e	f	g	h	i
From (mm)	28	135	41	110	41	35	-	8	30



109017-010 - Shingle for roof hook Rapid2+ Pro Slate125



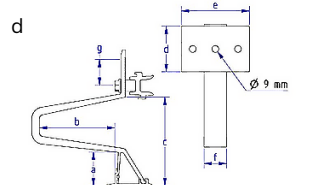
PROLINE ROOF HOOKS

100020-100 - EcoA 45 Max roof hooks

101020-120 - RapidA Pro 45 Max roof hooks



	a	b	c	d	e	f	g	
From (mm)	45	98	116	60	100	30	30	PU:20



RAPID 2+ PRO ROOF HOOKS

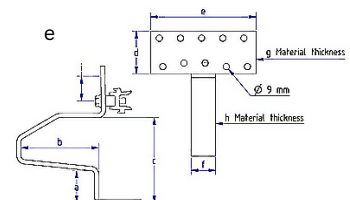
101001-020 - Rapid2+ Pro 45 roof hooks

101002-020 - Rapid2+ Pro 35 roof hooks

101004-020 - Rapid2+ Pro Universal roof hooks



	a	b	c	d	e	f	g	h	i
From (mm)	28	135	41	110	41	35	-	8	30

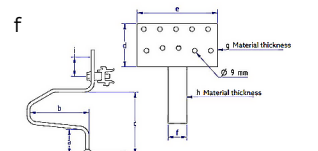


PRO HSL ROOF HOOKS

101001-022 - Rapid2+ Pro 45 HSL roof hooks



	a	b	c	d	e	f	g	h	i
From (mm)	45	110	115	80	150	35	5	6	30



SCHLETTER PITCHED ROOF SYSTEMS

SPECIAL FASTENERS FOR ROOFS WITH WOODEN SUBSTRUCTURE



110010-200	Hanger bolt set 10 x 200 mounted	PU: 50
110012-200	Hanger bolt set 12 x 200 mounted	PU: 50
110012-300	Hanger bolt set 12 x 300 mounted	PU: 50
119033-001	Universal adapter Uno M10 / M12 For hanger bolts M10 / M12, loose, aluminium	PU: 50

SHEET METAL SEAM CLAMPS



112002-003	Seam clamp 510 Rapid; especially suitable for standing seam roofs from Kalzip®, Bemo	PU: 50
------------	--	--------

TRAPEZOIDAL SHEET CONNECTION



113009-003	SingleFix Pro for corrugation heights from 22 mm (1 piece) Screws must be ordered separately as needed (2 pieces for each SingleFix Pro)	PU: 100
120011-00450	0 EcoLight 450 mm module support profile	PU: 50

TRAPEZOIDAL AND BITUMEN ROOF CONNECTION



130004-200	ClampFit - Screws must be ordered separately as needed (2 pieces for each ClampFit)	PU: 100
------------	---	---------

MODULE CLAMPS FOR FRAMED MODULES



131101-001 (AL Blank)	End clamp Rapid16 30 - 40	PU: 50
131101-003 (AL Blank)	End clamp Rapid16 30 - 40	PU: 50
131101-901 (Black Anodized)	End clamp Rapid16 30 - 40	PU: 50
131121-001 (AL Blank)	Centre clamp Rapid16 30 - 40	PU: 100
131121-901 (Black Anodized)	Centre clamp Rapid16 30 - 40	PU: 100

SCREWS AND SMALL PARTS



129001-003	E Eco connector, pre-assembled	PU: 100
119001-020	KlickTop Pro extension part for hanger bolt. For hanger bolts M10, M12, loose, aluminium.	PU: 50

SCREWS AND SMALL PARTS



942208-080	8 x 80	PU: 50
943000-360	Thin sheet metal screw 6.0 x 25 A2 with gasket	PU: 100
943208-080	8 x 80	PU: 100
943208-100	8 x 100	PU: 100
943410-025	M10 x 25	PU: 100
943610-025	M10 x 25	PU: 100
943755-925	Drill screw 5.5 x 25 with gasket	PU: 100

SUPPORT ACCESSORIES



943912-010	Flange nut M10 with locking teeth DIN6923 A4	PU: 100
------------	--	---------

PROFILE ACCESSORIES



169004-003	Surface protection mat 300 x 110 x 20 mm SK	PU: 25
------------	---	--------