

**SCHLETTER**


# COMPONENT OVERVIEW

2023/2



# NEW SERIES LABELLING

We would like to make it easier for you to select the products by using the icons. At a glance, you can see which item fits which system. Of course, our expert technicians will continue to be at your disposal should you have any questions in this regard.



**COMPATIBLE WITH OUR  
STANDARD SERIES**



**COMPATIBLE WITH OUR  
PROLINE SERIES**

## GENERAL INFORMATION

### **MATERIALS:**

Roof hooks and their main components:  
High-grade steel with zinc flake coating, stainless steel 1.4301 or aluminium

Screws:  
Stainless steel A2 or better

Sheet metal parts:  
Stainless steel 1.4301 or aluminium

Module clamps:  
Aluminium

Rubber seal:  
EPDM gasket (UV-resistant)

Deviating materials are described with the individual items.

### **PLANNING AID:**

Configuration and structural dimensioning with the Schletter Configurator.

### **STRUCTURAL ANALYSIS:**

Static calculation according to the current country-specific standards (in Germany EN 1991, EC1). Structural analysis supplement for the dimensioning of the number of required fastening points, based on the structural analysis. Please make sure you observe the structural analysis information in each case! The verification of the adhesive force of the roof to the substructure is not included in the general structural analysis appendices!

Tolerances:  
Production-specific tolerances are to be considered with all dimension specifications.

### **GLOBAL DISTRIBUTION NETWORK:**

On customer request, all companies in the Schletter Group can obtain goods from other branches.

# TABLE OF CONTENTS

## COMPONENT OVERVIEW

<b>PRESENTATION</b>	<b>4</b>
Brochures and software	5
Sample case	6
<b>ROOF HOOKS</b>	<b>7</b>
Standard roof hooks	8
Rapid <sup>2+</sup> Pro roof hooks	9
Pro HSL roof hooks	10
ProLine roof hooks	11
Alu-Tile	12
Special design	13
Accessories	16
<b>SPECIAL FASTENERS</b>	<b>17</b>
Special fasteners for roofs with steel substructure	18
Special fasteners for roofs with wooden substructure	20
Accessories	21
Sheet metal seam clamps	22
Pro sheet metal seam clamps	24
Trapezoidal sheet connection	26
Trapezoidal and bitumen roof connection	27
<b>MODULE CLAMPS</b>	<b>28</b>
Module clamps for framed modules	29
Clamps for laminate modules	31
Laminate clamp accessories	32
<b>PROFILES</b>	<b>33</b>
Module support and mounting profiles	34
Pro module support and mounting profiles	36
Profile accessories	38
<b>SUPPORTS</b>	<b>40</b>
Flat roof system supports	41
Flat roof system and facade supports	42
Green roof supports	43
Beam kit accessories	44
Support accessories	45
Supports system	46
<b>LOAD-OPTIMIZED FLAT ROOF SYSTEMS</b>	<b>47</b>
FixGrid	48
FlatGrid	51
FixGrid Pro	52
<b>PVMAX ENERGY KITS</b>	<b>55</b>
PvMax	56
<b>SCREWS AND SMALL PARTS</b>	<b>58</b>
Screws and small parts	59

# PRESENTATION

- + BROCHURES AND SOFTWARE
- + SAMPLE CASE




# BROCHURES AND SOFTWARE

## PRESENTATION

The latest brochures, product sheets, mounting instructions and further technical information as well as software can always be found in the download area of [www.schletter-group.com](http://www.schletter-group.com).

Upon request, we will also gladly send you our brochures in digital format.



[WWW.SCHLETTER-GROUP.COM](http://WWW.SCHLETTER-GROUP.COM)



# SAMPLE CASE


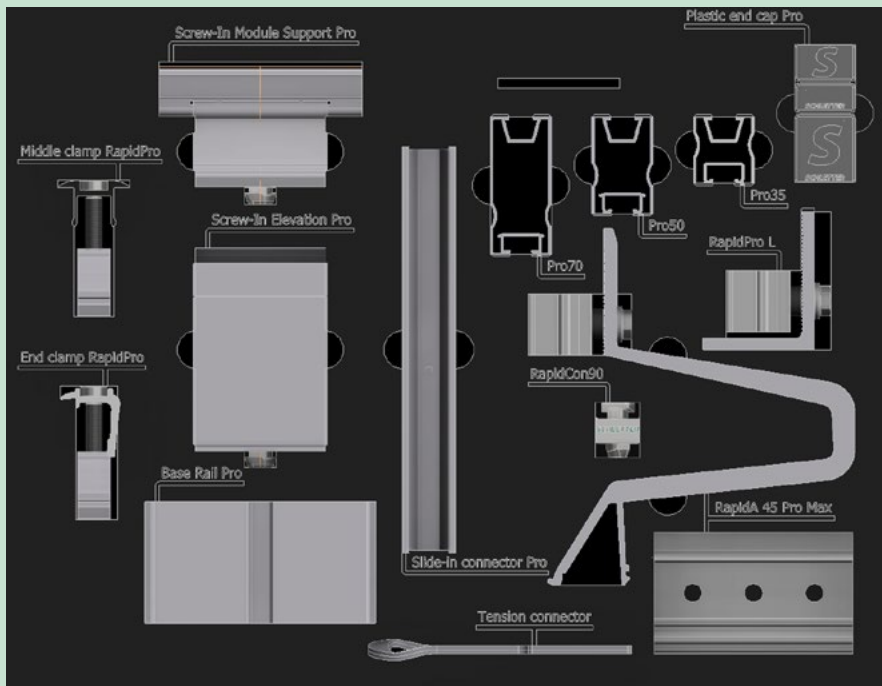
## PRESENTATION

### UPON REQUEST!

**195000-397** Sample case of roof and standard systems  
Contains samples of major products of the Schletter mounting systems

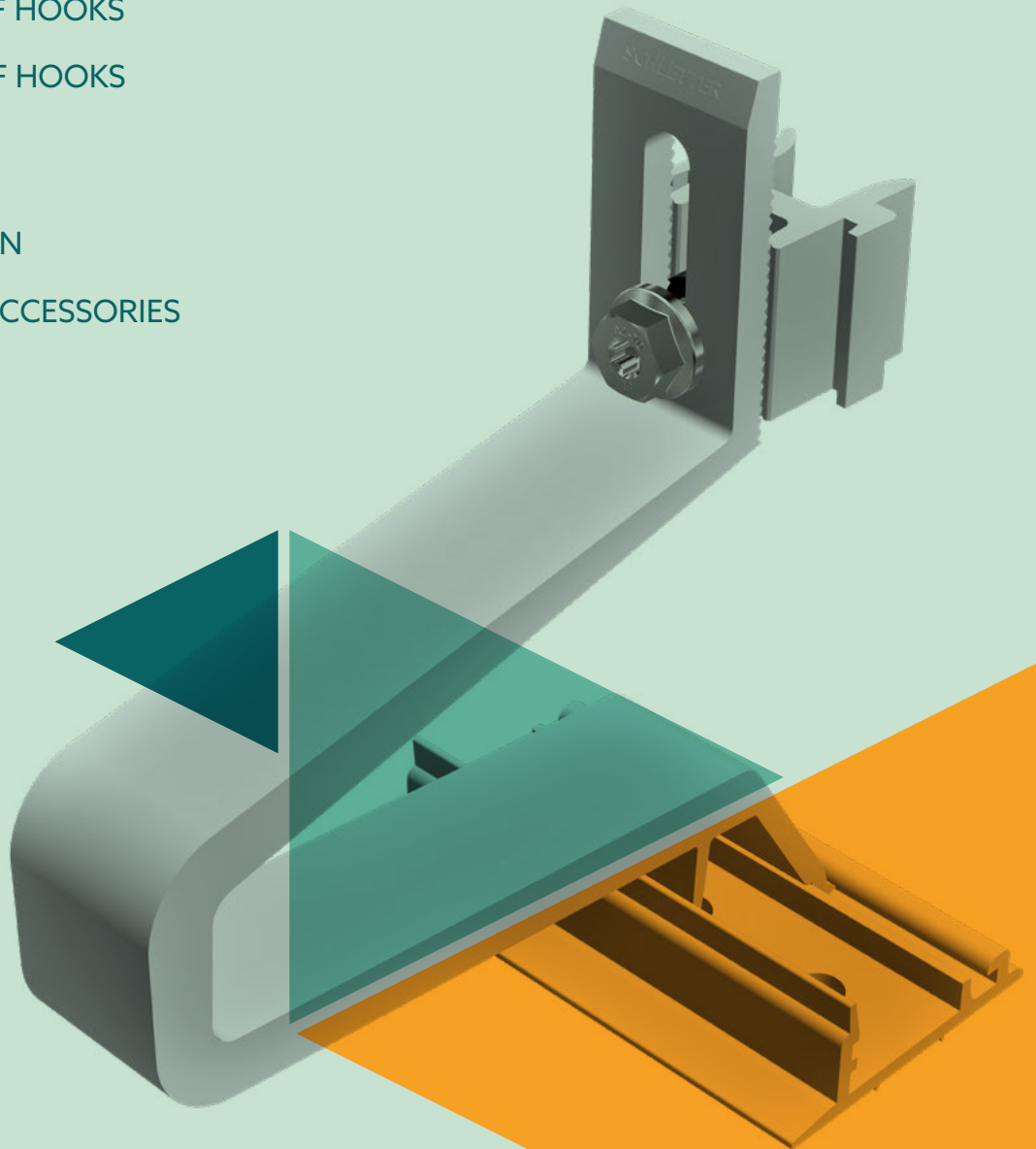


Similar illustrations



# ROOF HOOKS

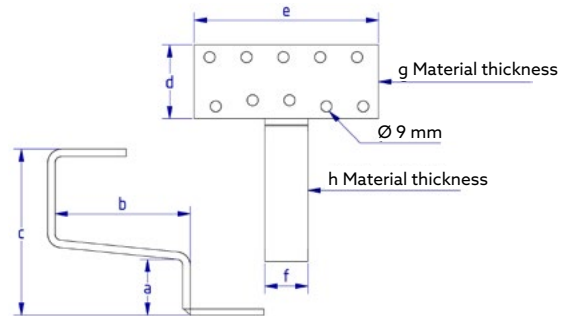
- + STANDARD ROOF HOOKS
- + RAPID<sup>2+</sup> PRO ROOF HOOKS
- + PRO HSL ROOF HOOKS
- + PROLINE ROOF HOOKS
- + ALU-TILE
- + ROOF HOOKS,  
SPECIAL DESIGN
- + ROOF HOOK ACCESSORIES



# STANDARD ROOF HOOKS

## ROOF HOOKS

- All roof hooks made of stainless steel
- Adjustable hooks completely pre-assembled



## ROOF HOOKS ECO S

- VA quality
- Welded
- Symmetric bar arrangement



100004-000 Eco S 135 roof hooks (normal height 135 mm)									
	a	b	c	d	e	f	g	h	
mm	45	110	135	60	150	35	5	6	PU: 20



100007-000 Eco S 165 roof hooks (normal height 165 mm)									
	a	b	c	d	e	f	g	h	
mm	45	110	165	60	150	35	5	6	PU: 20



## UNIVERSAL ROOF HOOKS

- VA quality
- Variable bar arrangement
- Adjustable at the front and rear
- Centre bar can be used in three positions



100001-000 Universal roof hooks (Frankfurt pantile or interlocking tiles)									
	a	b	c	d	e	f	g	h	
mm	42-52	115	102-135	74	150	30	5	6	PU: 20



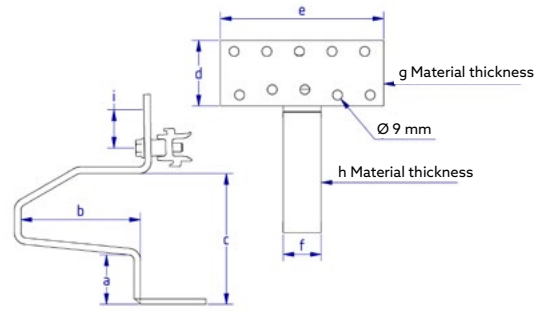
**NOTE:** Please order wood screws, square head screws (M10 x 25 mm) and flange nuts separately!



# RAPID<sup>2+</sup> PRO ROOF HOOKS

## ROOF HOOKS

- VA quality
- Welded
- Symmetric bar arrangement
- Pre-assembled



101001-020 Rapid <sup>2+</sup> Pro 45 roof hooks										
	a	b	c	d	e	f	g	h	i	
mm	45	110	118	60	150	35	5	6	30	PU: 20

Comparable to: Eco S 100004-000.



101002-020 Rapid <sup>2+</sup> Pro 35 roof hooks										
	a	b	c	d	e	f	g	h	i	
mm	35	110	108	60	150	35	5	6	30	PU: 20

Like 101001-020, but 35 mm / 1.38-inch fork height for low battens.



101004-020 Rapid <sup>2+</sup> Pro Universal roof hooks										
	a	b	c	d	e	f	g	h	i	
mm	40-52	110	115-127	74	150	35	5	6	30	PU: 10

Universally adjustable, for vertical rail mounting - comparable with: Universal 100001-000.



101005-020 Rapid <sup>2+</sup> Pro Max roof hooks										
	a	b	c	d	e	f	g	h	i	
mm	45	120	125	80	150	35	6	8	30	PU: 10

Like 101001-020, but bar 35 x 8 mm / 1.38 x 0.31 inches for heavy snow loads.



101005-021 Rapid <sup>2+</sup> Pro Max 150 roof hooks										
	a	b	c	d	e	f	g	h	i	
mm	45	150	125	80	150	35	6	8	30	PU: 10

Like 101005-020, but measure b 150 mm.



101006-020 Rapid <sup>2+</sup> Pro MaxV roof hooks										
	a	b	c	d	e	f	g	h	i	
mm	45	120	125	80	150	35	6	8	30	PU: 10

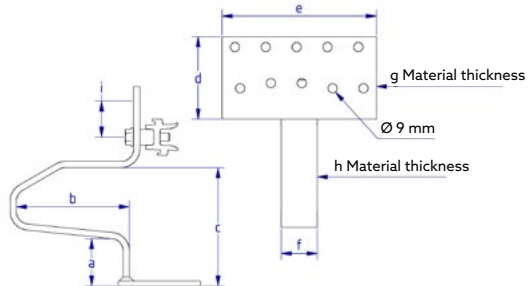
Like 101005-020, but for vertical rail mounting.



# PRO HSL ROOF HOOKS

MADE OF HIGH-GRADE STEEL, ESPECIALLY FOR HEAVY SNOW LOADS

- High-grade steel, welded
- Surface with zinc flake coating
- Symmetric bar arrangement
- Pre-assembled



101001-022 Rapid2+ Pro 45 HSL roof hooks										
	a	b	c	d	e	f	g	h	i	
mm	45	110	115	80	150	35	5	6	30	PU: 20



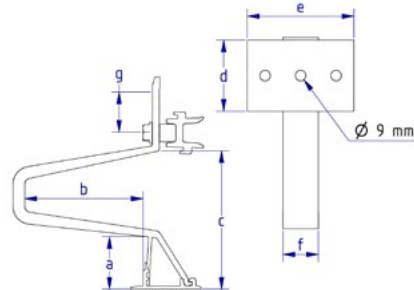
101005-024 Rapid2+ Pro Max HSL roof hooks										
	a	b	c	d	e	f	g	h	i	
mm	45	132	114	80	150	35	6	8	30	PU: 10



# PROLINE ROOF HOOKS

MADE OF ALUMINIUM. LIGHTWEIGHT, ECONOMICAL AND EFFICIENT

- Material: Aluminium
- Mounting with only one bolt
- Variable bar arrangement
- Clamping part pre-assembled



101020-220* RapidA 35 Pro Max roof hooks							
	a	b	c	d	e	f	g
mm	35	92	107	60	100	30	30

\*Expected to be available from Q1/2023



100020-100 EcoA 45 Max roof hooks						
	a	b	c	d	e	f
mm	45	98	116	60	100	30

Connection possibilities for all common Schletter profiles; for use with higher snow loads.



101020-120 RapidA Pro 45 Max roof hooks							
	a	b	c	d	e	f	g
mm	45	98	116	60	100	30	30

For use with higher snow loads.



101024-120 RapidA 45 Pro Universal Max roof hooks							
	a	b	c	d	e	f	g
mm	45	98	116	60	100	30	30

For use with higher snow loads.




# ALU-TILE

## ROOF HOOKS

- Replaces a complete roof tile. Please order roof hook set separately.
- Especially for areas with heavy snow loads.
- System hooks with sheet metal replacement tiles in aluminium, EPDM screw seal, load support in plastic with A2 stainless-steel screw.

## SHEET METAL REPLACEMENT TILES

MANUFACTURER	ITEM NO.	PU: 10
<b>BRAAS</b>		
Frankfurt pantile	103005-003	
Taunus pantile	103005-011	
Harz pantile	103005-022	
Tegalit	103005-025	
Topas 13V	103005-067	
<b>ERLUS</b>		
Interlocking tile	103005-002	
Large interlocking tile	103005-007	
Large interlocking tile XXL	103005-010	
E58	103005-015	
Forma	103005-024	
Linea	103005-049	
Reform pantile XXL	103005-057	
<b>ETERNIT</b>		
Heidelberger	103005-006	
<b>CREATON (FORMERLY MEINDL)</b>		
Rustico	103005-004	
MZ3 NEW	103005-112	



## ALU-TILE PRO ROOF HOOK SET

Consists of system hook, screw seals and load support

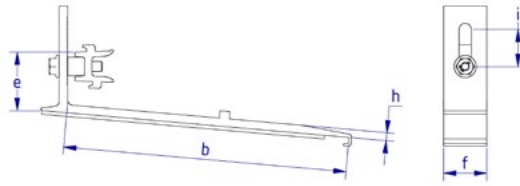


<b>103006-020</b> Alu-Tile Pro roof hook set	PU: 10
--	--------



# SPECIAL DESIGN

## ROOF HOOKS



### SHEET METAL REPLACEMENT TILES AND ROOF HOOK SETS FOR RAPID BEAVER TAIL INCL. MOUNTING SET



**109016-007** BEZ Rapid beaver tail AL 180 x 380 PU: 20

**109019-020** Roof hooks for Rapid Pro aluminium beaver tail PU: 20

	a	b	c	d	e	f	g	h	i
mm	-	228	-	-	48	35	-	7	30



**109016-009** BEZ Rapid beaver tail AL 170 x 380 PU: 20

**109019-020** Roof hooks for Rapid Pro aluminium beaver tail PU: 20

	a	b	c	d	e	f	g	h	i
mm	-	228	-	-	48	35	-	7	30



**109016-010** BEZ Rapid beaver tail AL 190 x 400 PU: 20

**109019-022** Roof hooks for Rapid Pro beaver tail 190 x 400 PU: 20

	a	b	c	d	e	f	g	h	i
mm	-	250	-	-	50	35	-	6	30



**109016-008** BEZ Rapid beaver tail Cu 180 x 380 PU: 20

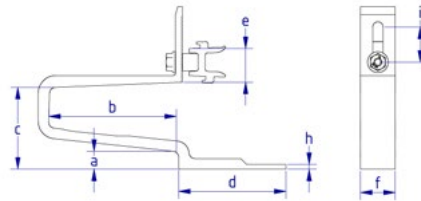
**109019-021** Roof hooks for Rapid Pro beaver tail PU: 20

	a	b	c	d	e	f	g	h	i
mm	-	232	-	-	50	35	-	6	30



# SPECIAL DESIGN

## ROOF HOOKS



### RAPIDA PRO 2L ROOF HOOKS

Roof hooks for system roofs made of roof insulation elements



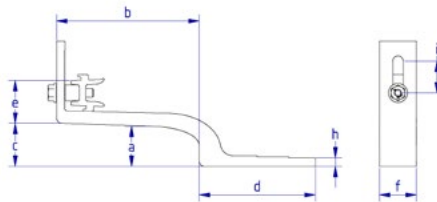
101028-020* RapidA Pro 2L roof hooks										PU: 30
	a	b	c	d	e	f	g	h	i	
<b>mm</b>	15	110	70	92	30	30	-	4	30	

\*Expected to be available from Q1/2023




### RAPID<sup>2+</sup> PRO SLATE ROOF HOOKS

- Quick and easy installation
- Suitable for many shingle types
- For slate overlaps up to 125 mm
- Roof panel with flexible corrugated strip
- Direct load on rafters



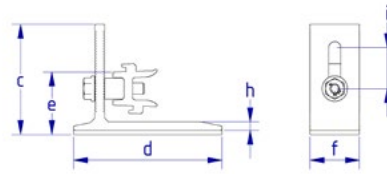
109019-024 Rapid2+ Pro Slate125 roof hooks										PU: 20
	a	b	c	d	e	f	g	h	i	
<b>mm</b>	28	135	41	110	41	35	-	8	30	

109017-010 Shingle for roof hook Rapid2+ Pro Slate125										PU: 20
---	--	--	--	--	--	--	--	--	--	--------



# SPECIAL DESIGN

## ROOF HOOKS

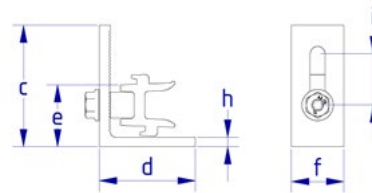


### RAPID<sup>2+</sup> PRO SML

For mounting on the metal shingle



119026-102 Rapid2+ Pro SML roof hooks										PU: 20
	a	b	c	d	e	f	g	h	i	
mm	-	-	78	105	45	35	-	6	29	



### RAPID PRO L

Angle attachment for connecting profiles of the ProLine series



119026-122 RapidPro L										PU: 100
	a	b	c	d	e	f	g	h	i	
mm	-	-	70	55	36	30	-	5.5	29	



# ACCESSORIES

## ROOF HOOKS

**973000-075** Shim roof hook 2.5/5 mm

PU: 100



**973000-683** Roof hook sealing tape grey TP600 10 m

PU: 15



**109008-003** RapFix – extension for Eco roof hooks

PU: 50

Especially for roof hooks that are not available as a Rapid version



**109008-023** RapFix Pro – extension for Eco roof hooks


PU: 50

Especially for roof hooks that are not available as a Rapid version



**925120-002** Spacer sleeve, plastic, 1 m

- For rafter insulation
- Usable as a spacer sleeve for rafter insulation in connection with extra-long fastening screws
- Plastic version prevents cold bridges
- Cut to desired length
- Order screws separately!
- Note reduced load for roof hooks!



**109010-000** Additional bracket Iso07

PU: 20


For roof hook fastening, system Iso07





# SPECIAL FASTENERS

- + SPECIAL FASTENERS FOR ROOFS WITH STEEL SUB-STRUCTURE
- + SPECIAL FASTENERS FOR ROOFS WITH WOODEN SUBSTRUCTURE
- + SPECIAL FASTENERS ACCESSORIES
- + SHEET METAL SEAM CLAMPS
- + PRO SHEET METAL SEAM CLAMPS
- + TRAPEZOIDAL SHEET FASTENING
- + BITUMEN ROOF CONNECTION



# SPECIAL FASTENERS FOR ROOFS WITH STEEL SUBSTRUCTURE

ROOFING: CORRUGATED ROOFS & TRAPEZOIDAL SHEET

## THREADED SCREW, SELF-GROOVING, VA



<b>943763-064</b>	6.3 x 64	PU: 100
<b>943763-115</b>	6.3 x 115	PU: 100
<b>943763-150</b>	6.3 x 150	PU: 100
<b>943763-200</b>	6.3 x 200	PU: 50

The mounting points must be pre-drilled with Ø 5 mm.



<b>119033-002</b>	Uno M8 universal adapter	PU: 50
<b>119005-000</b>	Seal cap corrugated sheet 5 / 6 / 8	PU: 50
<b>119004-003</b>	Spacer sleeve AL 995 x 20*	PU: 30

Rapid cross connectors (item 129063-000), Rapid Pro cross connectors (129063-010) and threaded screws must be ordered separately.  
\*The required lengths must be cut to size on site.

+ Adapter = ready to use fastening systems



# SPECIAL FASTENERS FOR ROOFS WITH STEEL SUBSTRUCTURE

ROOFING: CORRUGATED ROOFS & TRAPEZOIDAL SHEET

## FIXING ON STEEL PURLINS

<b>119033-002</b>	Uno M8 universal adapter	PU: 50
<b>119005-001</b>	Universal calotte with EPDM	PU: 50

Rapid cross connectors (item 129063-000) and Rapid Pro cross connectors (129063-010) must be ordered separately.



+ Adapter

= ready to use fastening systems



## DOUBLE FIXING ON STEEL PURLINS

<b>119033-002</b>	Uno M8 universal adapter	PU: 50
<b>119005-001</b>	Universal calotte with EPDM	PU: 50

For each mounting point, 2 threaded screws must be calculated. Additionally, the upper profile and the necessary mounting screws must be considered.



x 2



x 2





# SPECIAL FASTENERS FOR ROOFS WITH WOODEN SUBSTRUCTURE



ROOFING: CORRUGATED ROOFS & TRAPEZOIDAL SHEET



## HANGER BOLT



		 
<b>110010-200</b>	Hanger bolt set 10 x 200 mounted	PU: 50
<b>110012-200</b>	Hanger bolt set 12 x 200 mounted	PU: 50
<b>110012-300</b>	Hanger bolt set 12 x 300 mounted	PU: 50

Hanger bolt set pre-assembled with vulcanized EPDM seal (UV resistant) and 3 flange nuts in V4A, mounted.

		 
<b>119002-000</b>	Mounting plate for hanger bolts M10 / M12 For hanger bolts M10 / M12, loose, aluminium 120 x 60 x 6 mm	PU: 50

		 
<b>119001-020</b>	KlickTop Pro extension part for hanger bolt For hanger bolts M10 / M12, loose, aluminium	PU: 50

		 
<b>119033-004</b>	Universal adapter Duo M10 / M12 For hanger bolts M10 / M12, loose, aluminium	PU: 50




		 
<b>119033-001</b>	Universal adapter Uno M10 / M12 For hanger bolts M10 / M12, loose, aluminium	PU: 50

Rapid cross connectors (item 129063-000) and Rapid Pro cross connectors (item 129063-010) must be ordered separately.

**NOTE:** For corrugated sheets (such as those of fiber cement) or trapezoidal sheet roofs, corrugated roof fastening sets consisting of a special hanger bolt with EPDM seal and a mounting plate are used. Please note that illustrations and thread lengths may vary!



+ Adapter = ready to use fastening systems



# ACCESSORIES

## SPECIAL FASTENERS

### FIXPLAN - IN CONNECTION WITH HANGER BOLTS

The alternative for level sheet metal roofs for which fastening on the fold is not possible (e.g. titanium zinc sheet roofs).

<b>114003-000</b>	FixPlan sealing plate	PU: 50
<b>114004-000</b>	Bituplan additional seal for FixPlan For mounting with bitumen coverings	PU: 100



### SLATEPLAN FOR ATTACHMENT WITH HANGER BOLTS

SlatePlan can be used on roofs with shingle covers, such as from bitumen, fiber cement or slate, for connection by hanger bolt systems.

<b>109017-000</b>	SlatePlan with seal 270 x 200 x 0.5 mm	PU: 50
<b>109017-001</b>	SlatePlan with seal 370 x 200 x 0.5 mm	PU: 50



# SHEET METAL SEAM CLAMPS

## SPECIAL FASTENERS

**NOTE:** The tightening torque must be limited so that the sheet metal seam does not become distorted and the thermal expansion of the sheets is not prevented!

### SHEET METAL SEAM CLAMPS



**112001-000** Seam clamp 503 VA for standing seam roof  
Please note: For titanium zinc sheets, it must be checked whether the standing seams can be loaded!

PU: 50



**112001-005** Seam clamp 503 Rapid for standing seam roof

PU: 50



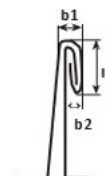
**112001-010** Seam clamp 504 for standing seam roof  
Especially suitable for double standing seam roofs made of titanium zinc sheet

PU: 50



Possible dimensions of the border fold (dimension drawing)  
h = 11 - 13 mm, b1 = 4 - 6 mm, b2 = max. 3 mm

The 504 seam clamp was developed together with the Rheinzink company for use on double standing seam roofs made of titanium zinc sheet and approved by Rheinzink. The profiles mounted on the standing seam clamps must not exceed a length of about 3 m without thermal separation.



**112002-003** Seam clamp 510 Rapid; especially suitable for standing seam roofs from Kalzip<sup>®</sup>\*, Bemo\*

PU: 50



\*All trademarks mentioned herein are the property of the respective owners.



**112003-003** Seam clamp 520 Rapid Zambelli RibRoof 465 and similar

PU: 50



"STANDARD" PROFILE








"PROLINE" PROFILE

# SHEET METAL SEAM CLAMPS


## SPECIAL FASTENERS

### SHEET METAL SEAM CLAMPS

<b>112004-002</b>	Seam clamp 522 Rapid for Zambelli RibRoof 500 and similar		PU: 50
<b>112006-002</b>	Seam clamp 524 Rapid for Fischer KlipTec and similar		PU: 50
<b>112007-000</b>	Seam clamp 525 VA for Domico Domitec and similar	 	PU: 50
<b>112012-007</b>	Seam clamp 551 for KlipLok 700 / 406 for KlipLok 700 HiStrength, KlipTite and similar		PU: 100



### ATTACHMENT FOR SEAM CLAMPS

<b>129063-000</b>	Rapid cross connector Completely pre-assembled for Klicknut M8 For cross rail system See Rapid cross connector product sheet		PU: 200
-------------------	---	---	---------



# PRO SHEET METAL SEAM CLAMPS

## SPECIAL FASTENERS

### SHEET METAL SEAM CLAMPS

<b>112001-105</b>	Seam clamp Pro 503 for standing seam roof	PU: 50
-------------------	---	--------

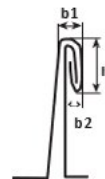


<b>112001-110</b>	Seam clamp Pro 504 for standing seam roof Especially suitable for double standing seam roofs made of titanium zinc sheet	PU: 50
-------------------	---	--------



Possible dimensions of the border fold (dimension drawing)  
 $h = 11 - 13 \text{ mm}$ ,  $b1 = 4 - 6 \text{ mm}$ ,  $b2 = \text{max. } 3 \text{ mm}$

The 504 seam clamp was developed together with the Rheinzink company for use on double standing seam roofs made of titanium zinc sheet and approved by Rheinzink. The profiles mounted on the standing seam clamps must not exceed a length of about 3 m without thermal separation.



<b>112002-103</b>	Seam clamp Pro 510; especially suitable for standing seam roofs from Kalzip <sup>®</sup> , Bemo <sup>*</sup>	PU: 50
-------------------	--	--------



\*All trademarks mentioned herein are the property of the respective owners.

<b>112003-103</b>	Seam clamp Pro 520 Zambelli RibRoof 465 and similar	PU: 50
-------------------	---	--------



**NOTE:** The tightening torque must be limited so that the sheet metal seam does not become distorted and the thermal expansion of the sheets is not prevented!



"STANDARD" PROFILE



"PROLINE" PROFILE



# PRO SHEET METAL SEAM CLAMPS



## SPECIAL FASTENERS

### SHEET METAL SEAM CLAMPS

		
<b>112004-102</b>	Seam clamp Pro 522 for Zambelli RibRoof 500 and similar	PU: 50
		
<b>112006-102</b>	Seam clamp Pro 524 for Fischer KlipTec and similar	PU: 50
		
<b>112012-107</b>	Seam clamp Pro 551 for KlipLok 700 / 406 For KlipLok 700 HiStrength, KlipTite and similar	PU: 100
		
<b>112012-112</b>	Seam clamp Pro 562 Universal	PU: 50



### ATTACHMENT FOR SEAM CLAMPS

		
<b>129063-002</b>	RapidCon90	PU: 100
or:		
		
<b>129063-020*</b>	Rapid cross connector 90 Pro Completely pre-assembled for ProLine channel For ProLine series cross rail systems	PU: 150











\*Available from the end of Q2/2023

# TRAPEZOIDAL SHEET CONNECTION

## SPECIAL FASTENERS

### SINGLEFIX

The universal trapezoidal sheet fastener for steel and aluminium sheet from 0.5 mm. Pay special attention to the usage notes!

		 	
<b>113009-003</b>	SingleFix Pro for corrugation heights from 22 mm (1 piece) Screws must be ordered separately as needed (2 pieces for each SingleFix Pro)		PU: 100
<b>943000-700</b>	Thin sheet metal screw 5.5 x 25 A2 with gasket With ETA, ETN, MCS012 and German building authority approval. For use in Germany, France and the UK in conjunction with SingleFix Pro. For use on sandwich panels approved for this purpose.		PU: 100
<b>943000-360</b>	Thin sheet metal screw 6.0 x 25 A2 with gasket With ETA, ETN, MCS012 and German building authority approval. For use in Germany, France and the UK in conjunction with SingleFix Pro.		PU: 100
<b>943001-232</b>	Thin sheet metal screw 6.0 x 22 A2 with Oz gasket For use outside Germany, France and the UK in conjunction with SingleFix Pro.		PU: 100
			
<b>120011-00450</b>	EcoLight 450 mm module support profile		PU: 50
			
<b>120020-00450</b>	Pro 35 450 mm module support profile		PU: 50
			
<b>121010-202</b>	FixZ-7 system profile18 lower 450 mm		PU: 25
			
<b>121001-202</b>	FixZ-7 system profile18 upper 450 mm		PU: 25
			
<b>121009-202</b>	FixZ-15 system profile18 lower 450 mm		PU: 25
			
<b>121008-202</b>	FixZ-15 system profile18 upper 450 mm		PU: 25



2 pieces

+



4 pieces



+ Profile



↓  
Mounting kit



# TRAPEZOIDAL AND BITUMEN ROOF CONNECTION

## SPECIAL FASTENERS

### CLAMPFIT

The cost-optimised trapezoidal sheet fastener system for steel and aluminium sheet from 0.5 mm. Pay special attention to the usage notes!



<b>130004-200*</b>	ClampFit - Screws must be ordered separately as needed (2 pieces for each ClampFit)	PU: 100
*Item will be discontinued at the end of the 4th quarter of 2022		
<b>943000-700</b>	Thin sheet metal screw 5.5 x 25 A2 with gasket With ETA, ETN, MCS012 and German building authority approval. For use in Germany, France and the UK in conjunction with ClampFit. For use on sandwich panels approved for this purpose.	PU: 100
<b>943000-360</b>	Thin sheet metal screw 6.0 x 25 A2 with gasket With ETA, ETN, MCS012 and German building authority approval. For use in Germany, France and the UK in conjunction with ClampFit.	PU: 100
<b>943001-232</b>	Thin sheet metal screw 6.0 x 22 A2 with Oz gasket For use outside Germany, France and the UK in conjunction with ClampFit.	PU: 100



+



<b>130004-300</b>	ClampFit Pro - Screws must be ordered separately as needed (2 pieces/ClampFit Pro)	PU: 100
<b>943000-700</b>	Thin sheet metal screw 5.5 x 25 A2 with gasket With ETA, ETN, MCS012 and German building authority approval. For use in Germany, France and the UK in conjunction with ClampFit Pro. For use on sandwich panels approved for this purpose.	PU: 100
<b>943000-360</b>	Thin sheet metal screw 6.0 x 25 A2 with gasket With ETA, ETN, MCS012 and German building authority approval. For use in Germany, France and the UK in conjunction with ClampFit Pro.	PU: 100
<b>943001-232</b>	Thin sheet metal screw 6.0 x 22 A2 with Oz gasket For use outside Germany, France and the UK in conjunction with ClampFit Pro.	PU: 100



+



### ECORAPID

The universal fastening system for self-supporting trapezoidal sheet roofs and sandwich elements. Pay special attention to the usage notes!



<b>113014-000</b>	EcoRapid - clamp directly on frame, for corrugation heights from 22 mm Screws must be ordered separately as needed. EcoRapid on the edge of module field: 2 screws. EcoRapid in centre of module field: 1 screw.	PU: 200
<b>943000-700</b>	Thin sheet metal screw 5.5 x 25 A2 with gasket With ETA, ETN, MCS012 and German building authority approval. For use in Germany, France and the UK in conjunction with EcoRapid.	PU: 100
<b>943000-360</b>	Thin sheet metal screw 6.0 x 25 A2 with gasket With ETA, ETN, MCS012 and German building authority approval. For use in Germany, France and the UK in conjunction with EcoRapid.	PU: 100
<b>943001-232</b>	Thin sheet metal screw 6.0 x 22 A2 with Oz gasket For use outside Germany, France and the UK in conjunction with EcoRapid.	PU: 100



+



### FIX T-K

The innovative fastener for bitumen roofs on wood casings.



<b>119014-012</b>	Fix T-K	PU: 50
<b>PLEASE NOTE:</b> Accessories 973000-041 EPDM rubber (page 72)		
<b>119014-212</b>	Fix T-K Pro	PU: 50




**PLEASE NOTE:** Accessories 973000-041 EPDM rubber (page 72)



# MODULE CLAMPS

- + RAPID16 MODULE CLAMPS
- + RAPIDPRO MODULE CLAMPS
- + CLAMPS FOR LAMINATE MODULES
- + CLAMPS ACCESSORIES




# MODULE CLAMPS FOR FRAMED MODULES

## MODULE CLAMPS

### RAPID16 AL MODULE CLAMP SYSTEM, CLAMPING LENGTH: 50 MM

AL BLANK	BLACK ANODIZED	ITEM NAME	INSTALLATION TYPE
131121-002	131121-902	Centre clamp Rapid16 40 - 50	V + H PU: 100
131101-002	131101-902	End clamp Rapid16 40 - 50	V + H PU: 50
131121-001	131121-901	Centre clamp Rapid16 30 - 40	V + H PU: 100
131101-001	131101-901	End clamp Rapid16 30 - 40	V PU: 50
131101-003	131101-903	End clamp Rapid16 30 - 40	H PU: 50



### CLAMPING LENGTH: 100 MM

131121-111		Centre clamp Rapid16 30 - 40 L	V + H PU: 100
131101-101		End clamp Rapid16 30 - 40 L	V PU: 50



# MODULE CLAMPS FOR FRAMED MODULES

## MODULE CLAMPS

### PROLINE AL MODULE CLAMP SYSTEM

- Clamping length: 50 mm
- Clamp height: 30 - 47 mm
- Only for profiles of the ProLine series!



AL BLANK	ITEM NAME	INSTALLATION TYPE
<b>131020-001</b>	RapidPro centre clamp	V + H PU: 100



<b>131020-000</b>	RapidPro end clamp	V + H PU: 50
-------------------	--------------------	--------------



BLACK ANODIZED	ITEM NAME	INSTALLATION TYPE
<b>131020-901</b>	RapidPro centre clamp	V + H PU: 100



<b>131020-900</b>	RapidPro end clamp	V + H PU: 50
-------------------	--------------------	--------------

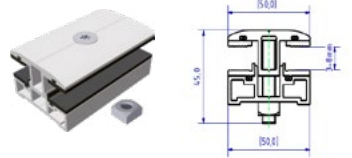
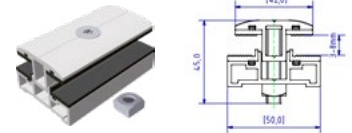
# CLAMPS FOR LAMINATE MODULES

## MODULE CLAMPS

### PROFI LAMINATE SERIES

- For laminate thicknesses 3 – 8 mm
- For various module thicknesses
- Glass inset: Profi narrow 11 mm, Profi wide 15 mm
- Length: 80 mm, clearance between modules: approx. 20 mm
- Incl. countersunk screw and square nut


<b>132201-308</b>	Profi centre clamp narrow 3 – 8 mm set	PU: 100
<b>132101-308</b>	Profi end clamp narrow 3 – 8 mm set	PU: 100
<b>132202-308</b>	Profi centre clamp wide 3 – 8 mm set	PU: 100
<b>132102-308</b>	Profi end clamp wide 3 – 8 mm set	PU: 100



### ECO LAMINATE SERIES

- Length of aluminium clamp: 70 mm
- Glass inset: 11 mm
- clearance between modules: approx. 22 mm (no compression of the laminate)

<b>133264-168</b>	Eco6-S4 centre clamp laminate 6.8 mm set	PU: 100
<b>133164-168</b>	Eco6-S4 end clamp laminate 6.8 mm set	PU: 100




With M8 x 20 accessories, without click-in component, with aluminium clamp surrounding EPDM rubber.

Certified clamps for First Solar series 4 modules made of highly insulated EPDM rubber material. The certification can be found in the download area at [www.schletter-group.com](http://www.schletter-group.com).

**ATTENTION:** Note the tightening torque! See also: Laminate mounting – General information





# LAMINATE CLAMP ACCESSORIES


## MODULE CLAMPS

<b>AL BLANK</b>		
<b>139004-000</b>	Bearing plate for Eco module clamp For raising the bearing surface	PU: 200
<b>AL BLANK</b>		
<b>139008-006</b>	Safety hooks, laminate 3 – 8 mm	PU: 100



## LIGHTNING PROTECTION AND EQUIPOTENTIAL BONDING


<b>135004-000</b>	Ground plate For module grounding, not for laminate clamps!	PU: 100	
<b>135003-000</b>	Lightning protection clamp for 8 mm AL completely pre-assembled (for DM 8 mm wiring)	PU: 20	 
<b>135003-002</b>	Grounding and lightning protection clamp VA M8 Clamping range Rd 8 – 10 mm Connection single/multi-wire 4 – 50 mm <sup>2</sup>	PU: 20	
<b>119015-002</b>	Punched mounting tape 6 – Reel with 50 m	PU: 1	
<b>119015-003</b>	Punched mounting tape 16 – Reel with 50 m Lightning resistant	PU: 1	





# PROFILES

- + MODULE SUPPORT AND MOUNTING PROFILES
- + PROFILE ACCESSORIES



# MODULE SUPPORT AND MOUNTING PROFILES

## PROFILES

The series for the proven click system with the right accessories.  
Mounting with square nut, click system and Rapid<sup>2+</sup>

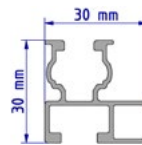
- Structural analysis tables for cross beams
- Load determination software on the Internet: [www.schletter-group.com](http://www.schletter-group.com) (Services/Calculator)

### MODULE SUPPORT PROFILE ECOLIGHT

MECHANICAL CONNECTION

Upper: KlickNut M8

Lower: Screw channel M10



#### AL BLANK

**120011-04400\*\*** 4400 mm

**120011-05500\*\*** 5500 mm

\*Available from Q1/2023

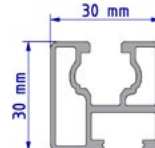
\*\*Item will be discontinued at the end of the Q4/2022. Available while stocks last.

### MODULE SUPPORT PROFILE ECO05

MECHANICAL CONNECTION

Upper: KlickNut M8

Lower: Screw channel M10



#### AL BLANK

**120001-04400\*\*** 4400 mm

**120001-04750\*** 4750 mm

**120001-05500\*\*** 5500 mm

**120001-05900\*** 5900 mm

\*Available from Q1/2023

\*\*Item will be discontinued at the end of the Q4/2022. Available while stocks last.



"STANDARD" PROFILE



"PROLINE" PROFILE

# MODULE SUPPORT AND MOUNTING PROFILES

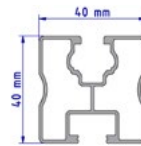
## PROFILES

### MODULE SUPPORT PROFILE SOLO

MECHANICAL CONNECTION

Upper: KlickNut M8

Lower: Screw channel M10



AL BLANK		BLACK ANODIZED	
<b>120005-02450*</b>	2450 mm		
<b>120005-03300**</b>	3300 mm		
<b>120005-03550*</b>	3550 mm		
<b>120005-04400**</b>	4400 mm	<b>120005-94400**</b>	4400 mm
<b>120005-04750*</b>	4750 mm		
<b>120005-05500**</b>	5500 mm	<b>120005-95500**</b>	5500 mm
<b>120005-05900*</b>	5900 mm	<b>120005-95900*</b>	5900 mm
<b>120005-006**</b>	6000 mm		
<b>120005-06200</b>	6200 mm		

\*Available from Q1/2023

\*\*Item will be discontinued at the end of the Q4/2022. Available while stocks last.

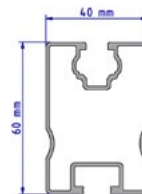


### MODULE SUPPORT PROFILE SOLOPLUS

MECHANICAL CONNECTION

Upper: KlickNut M8


Lower: Screw channel M10



AL BLANK			
<b>120006-04400**</b>	4400 mm		
<b>120006-05500**</b>	5500 mm		
<b>120006-05900*</b>	5900 mm		

\*Available from Q1/2023

\*\*Item will be discontinued at the end of the Q4/2022. Available while stocks last.

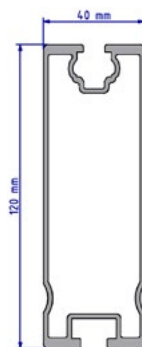


### MODULE SUPPORT PROFILE SOLO XL

MECHANICAL CONNECTION

Upper: KlickNut M8

Lower: Screw channel M10



AL BLANK			
<b>120015-05500**</b>	5500 mm		
<b>120015-05900*</b>	5900 mm		

The lower M10 screw channel is only suitable for connecting with square head screw 943410-025. Not for Rapid cross connector, KlickTop or similar connections.

\*Available from Q1/2023

\*\*Item will be discontinued at the end of the Q4/2022. Available while stocks last.



# PRO MODULE SUPPORT AND MOUNTING PROFILES

## PROFILES

The profile of the new ProLine series with the fitting accessories. Can be combined with roof hooks, connectors and clamps of the ProLine series.

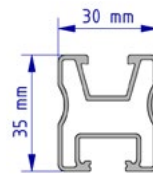
- Structural analysis tables for cross beams
- Load determination software on the Internet: [www.schletter-group.com](http://www.schletter-group.com) (Services/Calculator)

### MODULE SUPPORT PROFILE PRO35

MECHANICAL CONNECTION

Upper: KlickNut Pro

Lower: Screw channel M10



#### AL BLANK

Part Number	Length (mm)	PU: 50
120020-00450	450 mm	
120020-03550*	3550 mm	
120020-04400**	4400 mm	
120020-04750*	4750 mm	
120020-05500**	5500 mm	
120020-05900*	5900 mm	

\*Available from Q1/2023

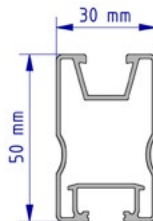
\*\*Item will be discontinued at the end of the Q4/2022. Available while stocks last.

### MODULE SUPPORT PROFILE PRO50

MECHANICAL CONNECTION

Upper: KlickNut Pro

Lower: Screw channel M10



#### AL BLANK

120021-02450*	2450 mm
120021-03300**	3300 mm
120021-03550*	3550 mm
120021-04400**	4400 mm
120021-04750*	4750 mm
120021-05500**	5500 mm
120021-05900*	5900 mm
120021-006**	6000 mm

#### BLACK ANODIZED

120021-94750*	4750 mm
---------------	---------

\*Available from Q1/2023

\*\*Item will be discontinued at the end of the Q4/2022. Available while stocks last.



"STANDARD" PROFILE



"PROLINE" PROFILE

# PRO MODULE SUPPORT AND MOUNTING PROFILES


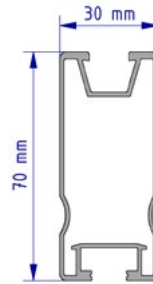
## PROFILES

### MODULE SUPPORT PROFILE PRO70

MECHANICAL CONNECTION

Upper: KlickNut Pro

Lower: Screw channel M10



#### AL BLANK

<b>120022-04400**</b>	4400 mm
<b>120022-05500**</b>	5500 mm
<b>120022-05900*</b>	5900 mm

\*Available from Q1/2023

\*\*Item will be discontinued at the end of the Q4/2022. Available while stocks last.



















"STANDARD" PROFILE



"PROLINE" PROFILE

# PROFILE ACCESSORIES

## PROFILES

			
<b>129200-000</b>	Pro internal connector	PU: 40	
			
<b>129001-003</b>	E Eco connector, pre-assembled	PU: 100	
			
<b>129002-002</b>	E Solo, SoloPlus, FixZ-7, FixZ-15 connector, pre-assembled	PU: 100	
			
<b>129001-014</b>	Eco 05 250 mm internal connector (1 piece per connection)	PU: 50	
<b>943001-232</b>	Thin sheet metal screw 6.0 x 22 A2 with Oz gasket (2 pieces per connection)	PU: 100	
			
<b>129060-000</b>	Solo slide-in connector (2 pieces per connection)	PU: 50	
<b>943001-232</b>	Thin sheet metal screw 6.0 x 22 A2 with Oz gasket (4 pieces per connection)	PU: 100	
			
<b>129001-007</b>	SoloPlus internal connector	PU: 25	
			
<b>129001-008</b>	EcoLight internal connector	PU: 25	
			
<b>129001-019</b>	SoloXL internal connector	PU: 25	
<b>943001-232</b>	Thin sheet metal screw 6.0 x 22 A2 with Oz gasket (4 pieces per connection)	PU: 100	

# PROFILE ACCESSORIES

## PROFILES

AL BLANK	BLACK ANODIZED		
<b>129063-000</b>	<b>129063-900</b>	Rapid cross connector Completely pre-assembled for Klicknut M8 For cross rail system See Rapid cross connector product sheet	PU: 200



<b>129063-010</b>	Upper connection Lower connection	Cross connector Rapid Pro Completely pre-assembled for Klicknut M8 For cross rail system	PU: 200
-------------------	--------------------------------------	--	---------




<b>129063-020*</b>		Rapid cross connector 90 Pro Completely pre-assembled for ProLine channel For ProLine series cross rail systems	PU: 150
--------------------	--	---	---------



\*Available from the end of Q2/2023

GREY	BLACK		
<b>129011-000</b>	<b>129011-900</b>	Solo plastic end cap	PU: 100



<b>129200-010</b>		Pro plastic end cap	PU: 100
-------------------	--	---------------------	---------



<b>119033-002</b>		Uno M8 universal adapter	PU: 50
-------------------	--	--------------------------	--------



As clamp dowel for special applications in connection with the Eco05 module support profile.  
Support profile must be fastened with M8 screws to the clamp dowel.

FLOOR PROFILE CONNECTOR TO BALLAST AND COMPOSITE RAIL			
<b>129063-002</b>	RapidCon90 For cross rail system		PU: 100



# SUPPORTS

- + FLAT ROOF SUPPORT-BEAM KIT
- + FLAT ROOF SUPPORT-BEAM KIT /  
FACADE SUPPORT
- + GREEN ROOF SUPPORTS
- + BEAM KIT ACCESSORIES
- + SUPPORT ACCESSORIES





# FLAT ROOF SYSTEM SUPPORTS

## SUPPORTS BEAM KIT

For all types of flat roof fasteners, depending on the substrate and fastener, diagonal reinforcement of the support units may be useful. If necessary, these reinforcements can be built on site, e.g. using our punched mounting tape 16 - 50 m (119015-003).

### BEAM KIT

- Angle of 15° - 40° in 5° increments possible
- For horizontal and vertical module mounting



#### 150002-130 Light flat roof support 1.3 m beam kit

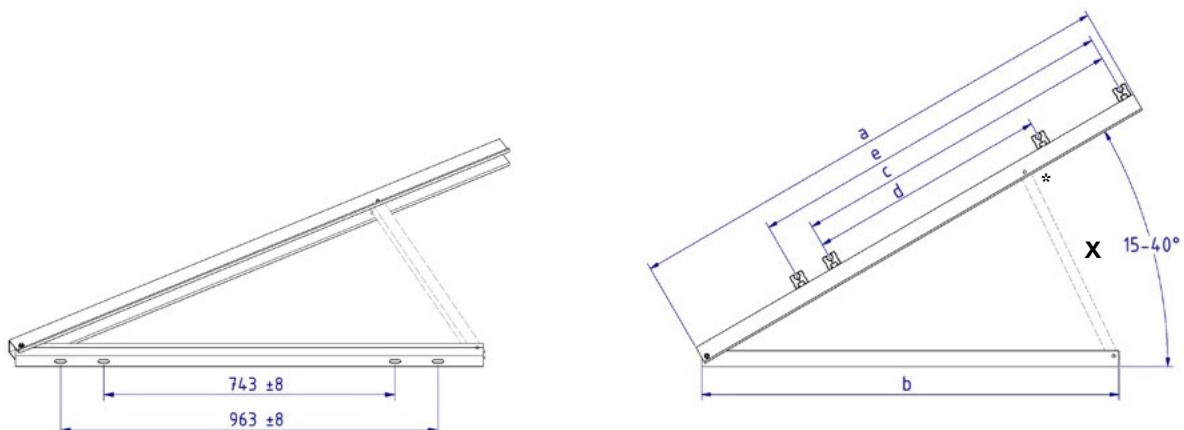
	a	b	c	d	e
mm	1195	1193	810 - 850	600	997 - 1067



#### 150002-150 Light flat roof support 1.5 m beam kit

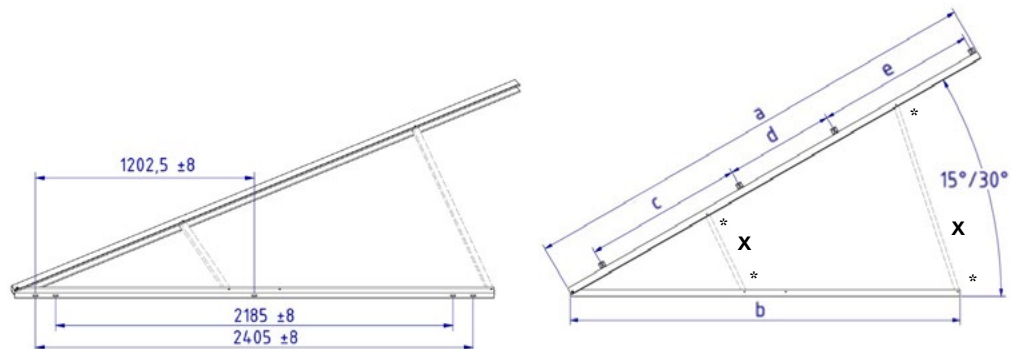
	a	b	c	d	e
mm	1445	1193	920 - 960	690	997 - 1067

**PLEASE NOTE:** Refer to the dimension table for mounting areas, observe the specifications of the module manufacturer, for strut selection (x) and accessories (\*) see pages 51/52



# FLAT ROOF SYSTEM AND FACADE SUPPORTS

## SUPPORTS BEAM KIT



### BEAM KIT

- Angle available in 15° or 30°
- For horizontal and vertical module mounting



#### 155002-320 Light flat roof support 3.2 m beam kit

	a	b	c	d	e
mm	3195	2635	1080	733	1072

**PLEASE NOTE:** Refer to the dimension table for mounting areas, observe the specifications of the module manufacturer, for strut selection (x) and accessories (\*) see pages 51/52

### FACADE SUPPORT

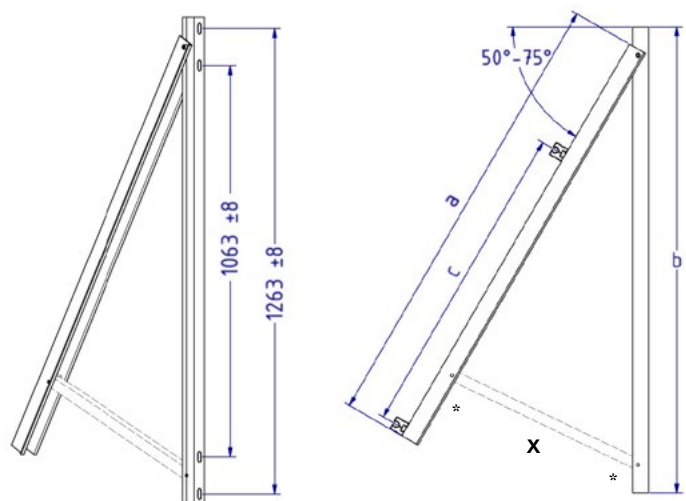
- Angle of 50° - 75° in 5° increments possible
- For horizontal and vertical module mounting



#### 156002-160 Light facade support 1.3 m beam kit

	a	b	c
mm	1285	1323	900

**PLEASE NOTE:** Refer to the dimension table for mounting areas, observe the specifications of the module manufacturer, for strut selection (x) and accessories (\*) see pages 51/52



"STANDARD" PROFILE



"PROLINE" PROFILE

# GREEN ROOF SUPPORTS

## SUPPORTS

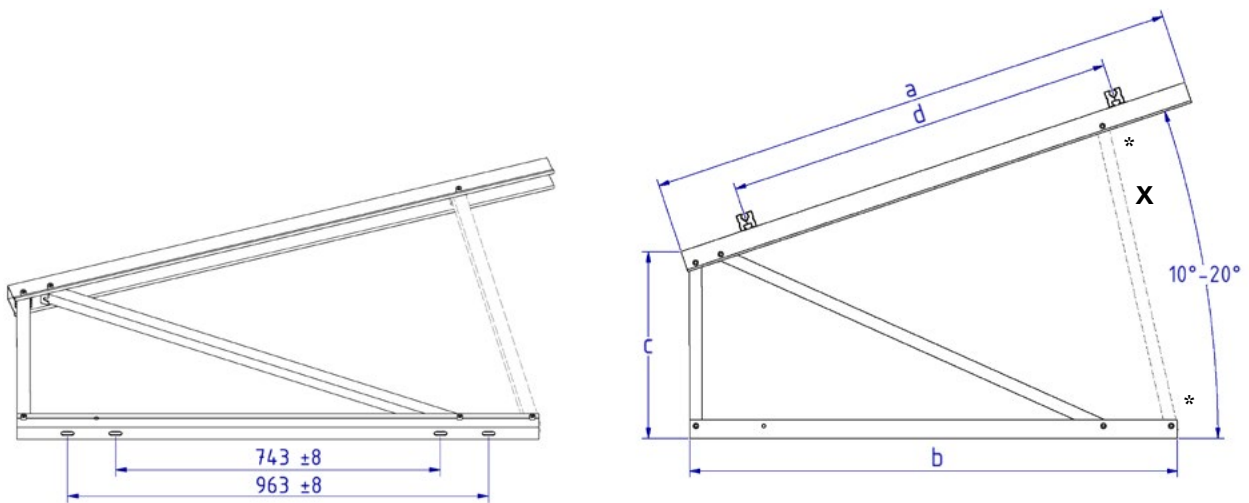
- Angle of 10° – 20° in 5° increments possible
- For horizontal and vertical module mounting



### 152001-001 GREEN ROOF SUPPORT FOR MODULES UP TO 1.6 M

	a	b	c	d
mm	1300	1193	455	950

**PLEASE NOTE:** Refer to the dimension table for mounting areas, observe the specifications of the module manufacturer, for strut selection (x) and accessories (\*) see pages 51/52



# BEAM KIT ACCESSORIES

## SUPPORTS

To complete the beam kits the following components such as struts and accessories are necessary!

### STRUTS FOR BEAM KIT

<b>159005-001</b>	Strut with end cap 338 mm
<b>159005-002</b>	Strut with end cap 428 mm
<b>159005-003</b>	Strut with end cap 520 mm
<b>159005-004</b>	Strut with end cap 613 mm
<b>159005-005</b>	Strut with end cap 700 mm
<b>159005-006</b>	Strut with end cap 781 mm
<b>159005-007</b>	Strut with end cap 1359 mm



### BEAM KIT ACCESSORIES

<b>943308-055**</b>	Bolt M8 x 55 hex socket DIN 912 A2 Gleitmo coating (2 pieces/strut)	PU: 100
<b>943000-024*</b>	BOLT SH ISO4762 M8X55 A2-70 DL - Allen screw with Gleitmo coating (2 pieces/strut)	PU: 100
<b>943911-008**</b>	Nut M8 hexagonal self-locking DIN985 A4 (2 piece/strut)	PU: 500
<b>943001-240*</b>	NUT HX LS ISO10511 M8 A4-70 Hexagonal self-locking nut (2 pieces/strut)	PU: 500
<b>943922-008**</b>	M8 Large Washer DIN9021 A2 (1 piece/screw-on point bottom support)	PU: 100
<b>943000-043*</b>	WASHER ISO7093-1 8 200HV A2-70 - large washer (1 piece/screw-on point bottom support)	PU: 100
<b>943922-010**</b>	M10 Large Washer DIN9021 A2 (1 piece/screw-on point bottom support)	PU: 100
<b>943000-056*</b>	WASHER ISO7093-1 10 200HV A2-70 - large washer (1 piece/screw-on point bottom support)	PU: 100



\*Available from Q3/2023

\*\*Item will be discontinued at the end of the Q3/2023. Available while stocks last.

### STRUT TABLE

FLAT ROOF SUPPORT						
	15°	20°	25°	30°	35°	40°
<b>150002-130</b>	159005-001	159005-002	159005-003	159005-004	159005-005	159005-006
<b>150002-150</b>	159005-001	159005-002	159005-003	159005-004	159005-005	159005-006
<b>155002-320</b>	159005-005 159005-001			159005-007 159005-004		

FACADE SUPPORT						
	50°	55°	60°	65°	70°	75°
<b>156002-160</b>	159005-006	159005-005	159005-004	159005-003	159005-002	159005-001

GREEN ROOF SUPPORT			
	10°	15°	20°
<b>152001-001</b>	159005-004	159005-005	159005-006

# SUPPORT ACCESSORIES

## SUPPORTS

### WEIGHING

<b>159000-027</b>	Concrete block weighing set18	PU: 100
<b>160002-001</b>	SolRack AL (1 plate) Material thickness: 1 mm Surface: 0.55 m <sup>2</sup>	



### SOLRACK ACCESSORIES

(2 units per plate required!)

<b>943610-025</b>	Screw M10 x 25 hexagonal DIN933 A2 Gleitmo coating	PU: 100
<b>943922-010**</b>	M10 Large Washer DIN9021 A2	PU: 100
<b>943000-056*</b>	WASHER ISO7093-1 10 200HV A2-70 Large washer	PU: 100
<b>943912-010</b>	Flange nut M10 with locking teeth DIN6923 A4	PU: 100

\*Available from Q1/2023

\*\*Item will be discontinued at the end of the Q4/2022. Available while stocks last.

### WINDSAFE (DEPENDING ON PROJECT)

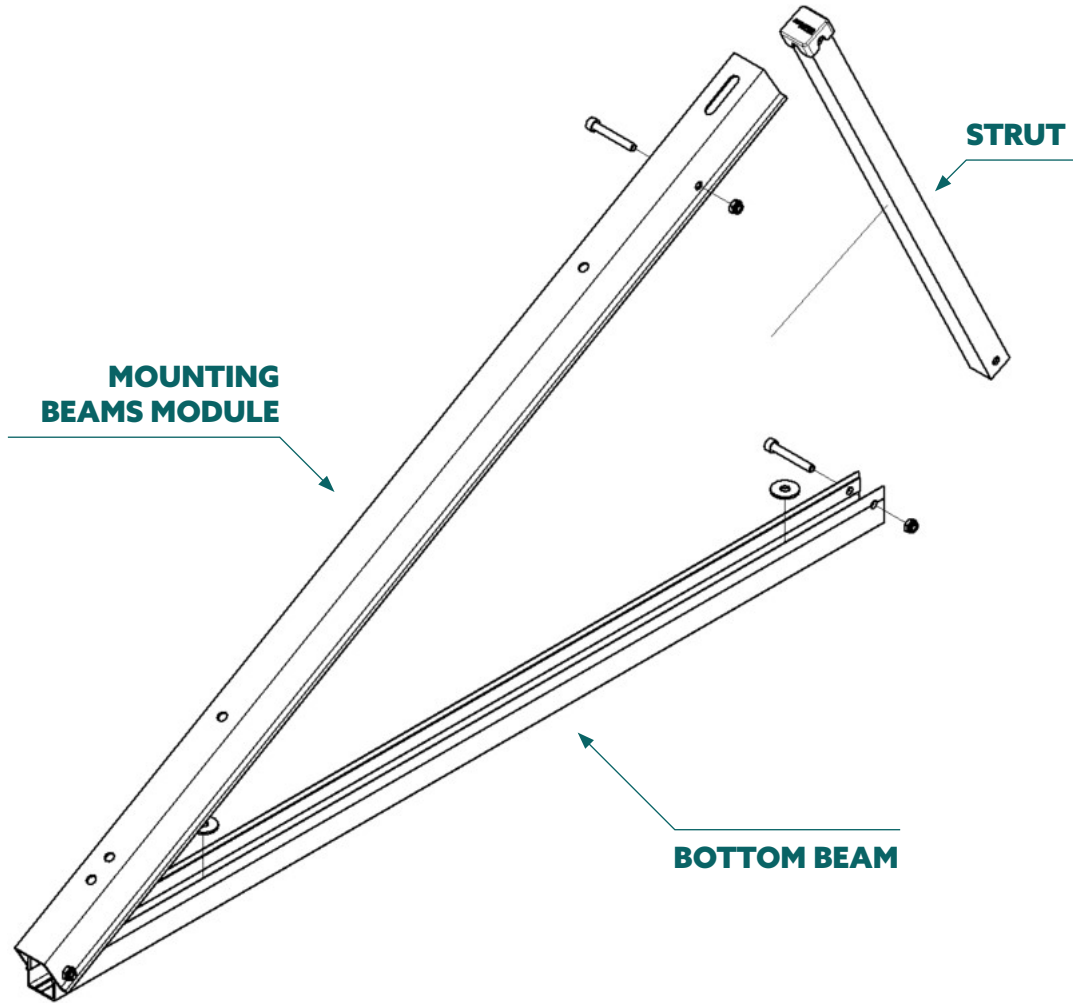
Rear wall panelling for elevated PV systems to reduce wind loads

<b>164160-180</b>	Windsafe Vario AL 160 x 1830 mm
<b>164250-180</b>	Windsafe Vario AL 250 x 1830 mm



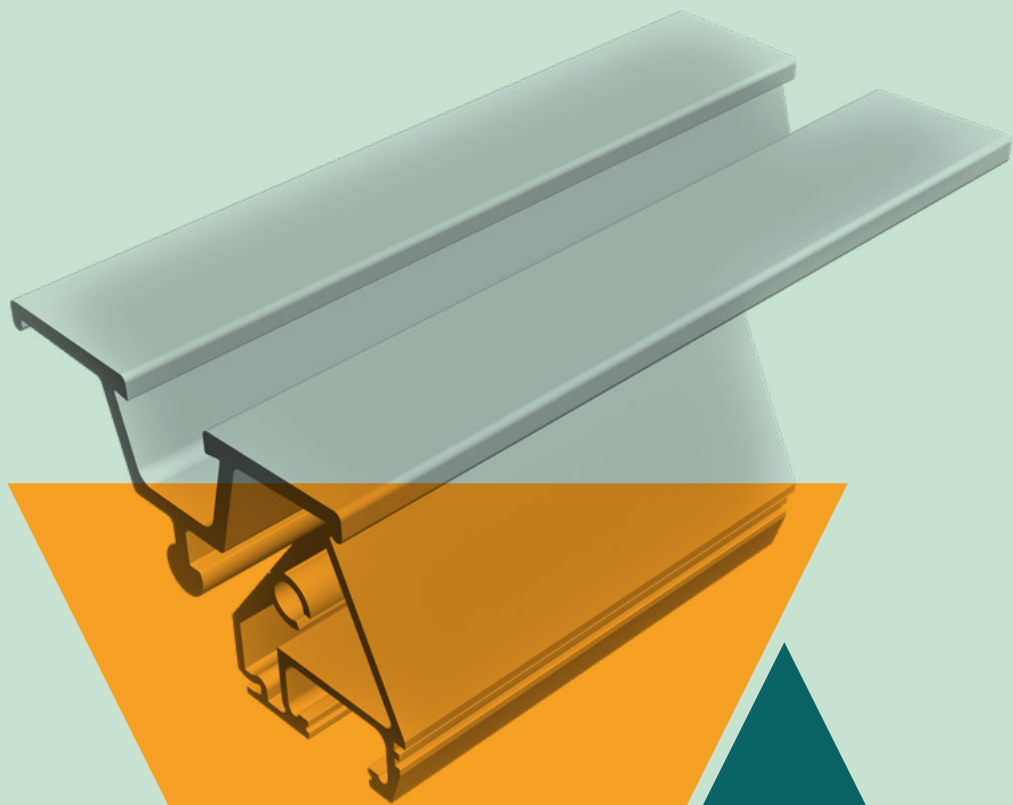
# SUPPORTS SYSTEM

## ASSEMBLY EXAMPLE



# LOAD- OPTIMIZED FLAT ROOF SYSTEMS

- + FIXGRID
- + FLATGRID
- + FIXGRID PRO



# FIXGRID

## LOAD-OPTIMIZED FLAT ROOF SYSTEMS



FIXGRID18	
<b>163000-201</b>	FixGrid18 100 kit 6° set of 2
<b>163000-202</b>	FixGrid18 100 kit 6° set of 3
<b>163000-203</b>	FixGrid18 100 kit 13° set of 2
<b>163000-204</b>	FixGrid18 100 kit 13° set of 3



FIXZ-7	
<b>121001-04400</b>	FixZ-7 system profile18 upper 4400 mm
<b>121001-05500</b>	FixZ-7 system profile18 upper 5500 mm
<b>121010-04400</b>	FixZ-7 system profile18 lower 4400 mm
<b>121010-05500</b>	FixZ-7 system profile18 lower 5500 mm



FIXZ-15	
<b>121008-04400</b>	FixZ-15 system profile18 upper 4400 mm
<b>121008-05500</b>	FixZ-15 system profile18 upper 5500 mm
<b>121009-04400</b>	FixZ-15 system profile18 lower 4400 mm
<b>121009-05500</b>	FixZ-15 system profile18 lower 5500 mm



BASE PROFILE FIXGRID, FLATGRID	
<b>128039-006</b>	Base profile for FlatGrid 6000 mm
<b>128039-203</b>	Base profile for FlatGrid 2150 mm
<b>128039-214</b>	Base profile for FlatGrid 4200 mm
<b>128039-215</b>	Base profile for FlatGrid 6300 mm



"STANDARD" PROFILE



"PROLINE" PROFILE



# FIXGRID

## LOAD-OPTIMIZED FLAT ROOF SYSTEMS



FIXZ PROFILE PIECES INCL. FIXGRID SCREW-IN CONNECTOR		
<b>163900-011</b>	FixZ-7 system profile upper 96 mm with connector	PU: 25
<b>163900-012</b>	FixZ-7 system profile lower 96 mm with connector	PU: 25
<b>163900-021</b>	FixZ-10 system profile upper 96 mm with connector	PU: 25
<b>163900-022</b>	FixZ-10 system profile lower 96 mm with connector	PU: 25
<b>163900-023</b>	FixZ-10 system profile centre 96 mm with connector	PU: 25
<b>163900-001</b>	FixZ-15 system profile upper 96 mm with connector	PU: 25
<b>163900-002</b>	FixZ-15 system profile lower 96 mm with connector	PU: 25
<b>163900-003</b>	FixZ-15 system profile centre 96 mm with connector	PU: 25



For high snow loads up to 5.4 kN / m<sup>2</sup>



FIXZ WINDSAFE SHEET METAL		
<b>169018-170</b>	FixZ-7 Windsafe up to 1700 mm	PU: 50
<b>169118-170*</b>	FixZ-7-S Windsafe up to 1700 mm	PU: 50
<b>169018-210</b>	FixZ-7 Windsafe up to 2067 mm	PU: 50
<b>169118-210*</b>	FixZ-7-S Windsafe up to 2067 mm	PU: 50
<b>169118-240*</b>	FixZ-7-S Windsafe up to 2400 mm	PU: 50
<b>169017-170</b>	FixZ-10 Windsafe up to 1700 mm	PU: 50
<b>169117-170*</b>	FixZ-10-S Windsafe up to 1700 mm	PU: 50
<b>169017-210</b>	FixZ-10 Windsafe up to 2067 mm	PU: 50
<b>169117-210*</b>	FixZ-10-S Windsafe up to 2067 mm	PU: 50
<b>169117-240*</b>	FixZ-10-S Windsafe up to 2400 mm	PU: 50
<b>169019-170</b>	FixZ-15 Windsafe up to 1700 mm	PU: 50
<b>169119-170*</b>	FixZ-15-S Windsafe up to 1700 mm	PU: 50
<b>169019-210</b>	FixZ-15 Windsafe up to 2067 mm	PU: 50
<b>169119-210*</b>	FixZ-15-S Windsafe up to 2067 mm	PU: 50
<b>169119-240*</b>	FixZ-15-S Windsafe up to 2400 mm	PU: 50



\*Made of galvanized sheet steel



BALLAST SHAFTS		
<b>169020-170</b>	FixGrid ballast shaft up to 1700 mm	PU: 50
<b>169020-210</b>	FixGrid ballast shaft up to 2067 mm	PU: 50
<b>169020-240</b>	FixGrid ballast shaft up to 2400 mm	PU: 50
<b>169020-000</b>	FixGrid end plate ballast shaft (only for 169020-240)	PU: 20



**NOTE:** The appropriate module clamps can be found in the module clamps section Rapid16.

# FIXGRID

## LOAD-OPTIMIZED FLAT ROOF SYSTEMS




CONNECTORS		
<b>129002-002</b>	E Solo, SoloPlus, FixZ-7, FixZ-15 connector, pre-assembled	PU: 100
<b>129019-011</b>	Additional connector for FixZ-15 upper (1 piece per connection)	PU: 100
<b>943001-232</b>	Thin sheet metal screw 6.0 x 22 A2 with Oz gasket (2 pieces per connection)	PU: 100



OTHER ACCESSORIES		
<b>129063-000</b>	Rapid cross connector Completely pre-assembled for Klicknut M8 For cross rail system See Rapid cross connector product sheet	PU: 200
<b>129062-001</b>	Tension connector set M8	PU: 100
<b>129061-001</b>	Ridge connector set	PU: 50
<b>119015-002</b>	Punched mounting tape 6 - Reel with 50 m	PU: 1
<b>119015-003</b>	Punched mounting tape 16 - Reel with 50 m Lightning resistant	PU: 1

**NOTE:** The appropriate module clamps can be found in the module clamps section Rapid16, and the module support profiles in the profiles section.



# FLATGRID

## LOAD-OPTIMIZED FLAT ROOF SYSTEMS



### BASE PROFILE FLATGRID FOR SURFACE PROTECTION STRIPS


<b>128039-006</b>	Base profile for FlatGrid 6000 mm
<b>128039-203</b>	Base profile for FlatGrid 2150 mm
<b>128039-214</b>	Base profile for FlatGrid 4200 mm
<b>128039-215</b>	Base profile for FlatGrid 6300 mm



<b>129078-001</b>	Internal connector for FlatGrid (2 pieces per connection)	PU: 50
<b>943001-232</b>	Thin sheet metal screw 6.0 x 22 A2 with Oz gasket (4 pieces per connection)	PU: 100



<b>169004-003</b>	Surface protection mat 300 x 110 x 20 mm AK SK	PU: 25
<b>169004-008</b>	Surface protection mat 300 x 110 x 20 mm FH AK SK (On request, please note longer delivery times.)	PU: 25



### RAPID PRO L BRACKET CONNECTOR AND ACCESSORIES

<b>119026-122</b>	Rapid Pro L bracket connector	PU: 100
-------------------	-------------------------------	---------

Only suitable for the FlatGrid base profile of the standard series.



<b>943308-120**</b>	Allen screw M8 x 20	PU: 100
<b>943000-025*</b>	BOLT SH LS ISO4762 M8X20 A2-70 DL Allen screw with Gleitmo coating	PU: 100
<b>943922-008**</b>	Washer M8	PU: 100
<b>943000-043*</b>	WASHER ISO7093-1 8 200HV A2-70 Large washer	PU: 100
<b>943914-008</b>	Square nut M8	PU: 100
<b>129010-008</b>	KlickIn click-in component for M8 nut	PU: 100

\*Available from Q1/2023

\*\*Item will be discontinued at the end of the Q4/2022. Available while stocks last.



### OTHER ACCESSORIES


<b>129062-001</b>	Tension connector set M8	PU: 100
<b>169017-000</b>	Additional trough	PU: 50
<b>169004-013</b>	Surface protection mat 230 x 110 x 8 mm	PU: 100



# FIXGRID PRO


## LOAD-OPTIMIZED FLAT ROOF SYSTEMS

FIXGRID PRO KIT 		
<b>163000-400</b>	FixGrid Pro Kit East/West	

MODULE SUPPORT 		
<b>165005-001</b>	Pro screw-in module support For installation on the Pro floor profile	PU: 25


The appropriate module clamps can be found in the ProLine module clamps section.


<b>165005-004</b>	Pro module support For installation on the Pro screw-in and heightening element	PU: 25
-------------------	--	--------

HEIGHTENING ELEMENT 		
<b>165005-002</b>	Pro screw-in heightening element For installation on the Pro floor profile	PU: 25

**PLEASE NOTE:** The number of heightening elements varies depending on the angle of elevation: (1 piece = 5°, 2 pieces = 10°, 3 pieces = 15°)

<b>165005-003</b>	Pro heightening element For installation on the Pro screw-in and heightening element	PU: 25
-------------------	---	--------

FLOOR PROFILE 		
<b>165001-01500</b>	Pro floor profile 1500 mm	
<b>165001-02500</b>	Pro floor profile 2500 mm	
<b>165001-03500</b>	Pro floor profile 3500 mm	
<b>165001-04500</b>	Pro floor profile 4500 mm	
<b>165001-06000</b>	Pro floor profile 6000 mm	

FLOOR PROFILE CONNECTORS 		
<b>129200-001</b>	Pro floor profile connectors	PU: 70

**NOTE:** The FixGrid Pro series items are expected to be available from the 1st quarter of 2023.



# FIXGRID PRO

## LOAD-OPTIMIZED FLAT ROOF SYSTEMS



WINDSAFE SHEET METAL		
169205-135	Pro Windsafe 5 up to 1350 mm module	PU: 50
169205-180	Pro Windsafe 5 up to 1800 mm module	PU: 50
169205-215	Pro Windsafe 5 up to 2150 mm module	PU: 50
169205-250	Pro Windsafe 5 up to 2500 mm module	PU: 50
169210-135	Pro Windsafe 10 up to 1350 mm module	PU: 50
169210-180	Pro Windsafe 10 up to 1800 mm module	PU: 50
169210-215	Pro Windsafe 10 up to 2150 mm module	PU: 50
169210-250	Pro Windsafe 10 up to 2500 mm module	PU: 50
169215-135	Pro Windsafe 15 up to 1350 mm module	PU: 50
169215-180	Pro Windsafe 15 up to 1800 mm module	PU: 50
169215-215	Pro Windsafe 15 up to 2150 mm module	PU: 50
169215-250	Pro Windsafe 15 up to 2500 mm module	PU: 50



BALLAST SHAFT		
169020-100	Pro ballast tray	




**PLEASE NOTE:** Accessories, surface protection mat page 62



169020-001	Pro ballast tray cover plate	PU: 20
------------	------------------------------	--------



169200-000	Pro ballast tray clamping wedge	PU: 10
------------	---------------------------------	--------



BALLAST AND COMPOSITE RAILS		
165002-01600	Pro ballast + composite rail 1600 mm	
165002-02000	Pro ballast + composite rail 2000 mm	
165002-02350	Pro ballast + composite rail 2350 mm	
165002-02700	Pro ballast + composite rail 2700 mm	
165002-06000	Pro ballast + composite rail 6000 mm	



BALLAST RAIL CONNECTORS		
129200-002	Pro ballast rail connectors	PU: 40



FLOOR RAIL		
165001-00550	Pro 550 floor rail As intermediate support for Pro ballast + composite rail	PU: 25



**NOTE:** The FixGrid Pro series items are expected to be available from the 1st quarter of 2023.

# FIXGRID PRO

## LOAD-OPTIMIZED FLAT ROOF SYSTEMS




### FIXGRID PRO SCREW-IN TOOL

<b>169008-006</b>	FixGrid Pro screw-in tool For easier assembly and positioning of the screw-in module supports and screw-in raising elements.	PU: 2
-------------------	---	-------




### SURFACE PROTECTION MAT STRIPS

<b>169004-003</b>	Surface protection mat 300 x 110 x 20 mm AK SK	PU: 25
<b>169004-008</b>	Surface protection mat 300 x 110 x 20 mm FH AK SK (On request, please note longer delivery times.)	PU: 25



### FLOOR PROFILE CONNECTOR TO BALLAST AND COMPOSITE RAIL

<b>129063-002</b>	RapidCon90	PU: 100
-------------------	------------	---------

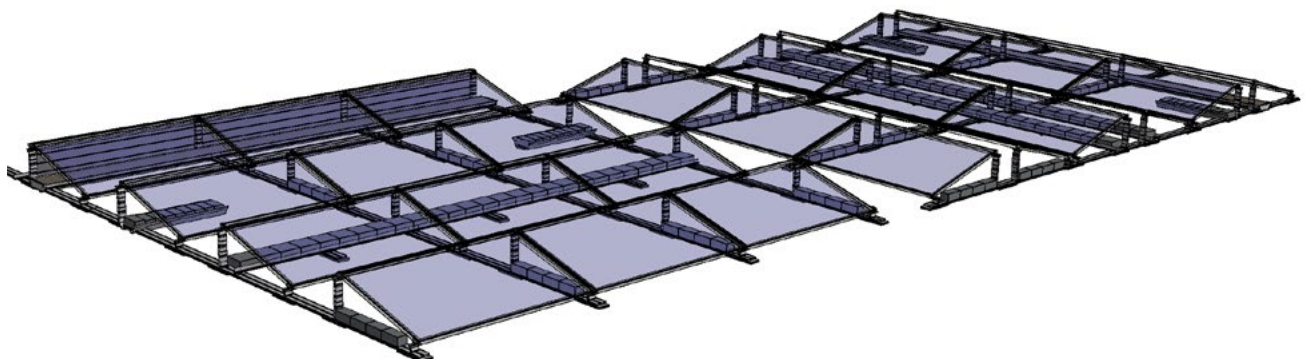


### FASTENING SCREWS FOR WINDSAFE SHEET METAL

<b>943001-232</b>	Thin sheet metal screw 6.0 x 22 A2 with Oz gasket	PU: 100
-------------------	---	---------




**NOTE:** The FixGrid Pro series items are expected to be available from the 1st quarter of 2023.



# PVMAX ENERGY KITS

+ PVMAX-S KIT



# PVMAX

## PVMAX-S KIT

The new PvMax-S complements our product range from the FS steel family with a cost-effective and simple modular system. PvMax-S combines FS Duo with concrete foundations.


- Quick and easy installation
- Complete statics verification
- Economical and efficient
- Suitable for 60 (max. 1700 x 1150mm) and 72 (2400 x 1150mm) cell modules
- Modules, module clamps, dowels and concrete foundation not included in the scope of delivery

### OPEN AREA SYSTEM WITH CONCRETE FOUNDATION

---

**146003-050** PvMax-S Kit 2V LT 11/72 4 posts

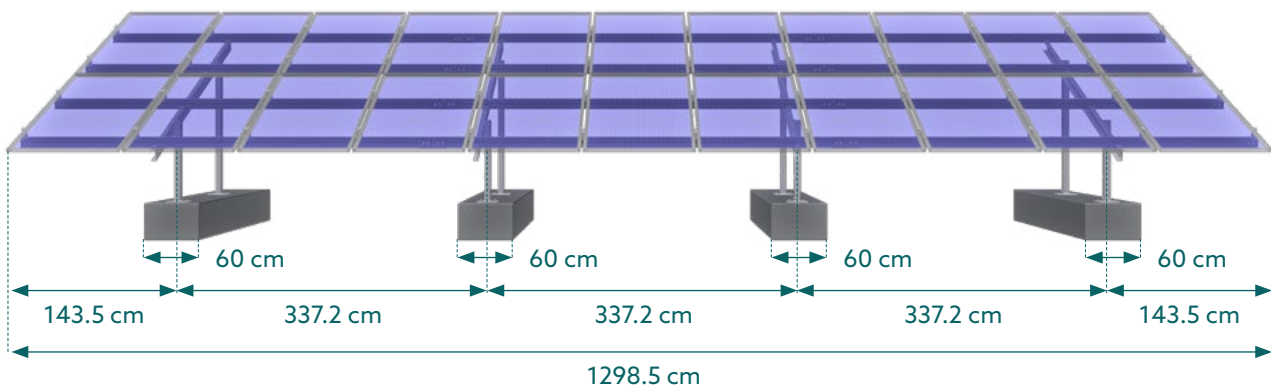
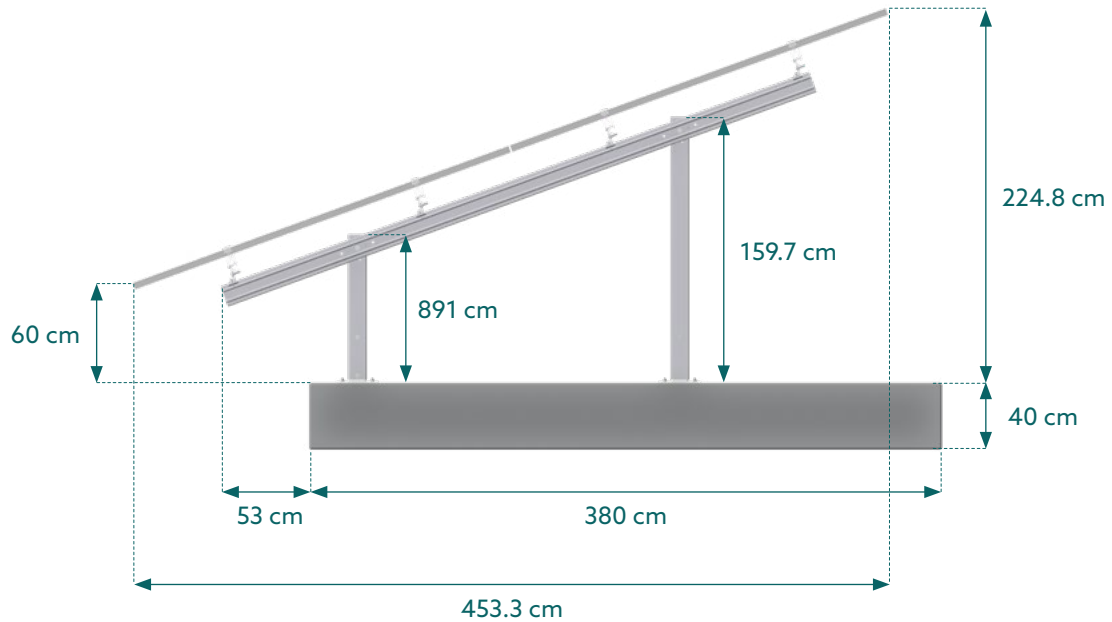
---






# DIMENSION FOR 72 CELLS MODULES

PVMAX-S KIT



# SCREWS AND SMALL PARTS

+ SCREWS AND SMALL PARTS



# SCREWS AND SMALL PARTS

## HEXAGON SCREW, VA



<b>943610-025</b>	M10 x 25	PU: 100
<b>943610-035**</b>	M10 x 35	PU: 100
<b>943000-032*</b>	M10 x 35	PU: 100
<b>943610-045**</b>	M10 x 45	PU: 100
<b>943000-037*</b>	M10 x 45	PU: 100

\*Available from Q1/2023

\*\*Item will be discontinued at the end of the Q4/2022. Available while stocks last.



## SQUARE HEAD SCREW, VA



<b>943410-025</b>	M10 x 25	PU: 100
-------------------	----------	---------



## FLANGE NUT WITH LOCKING TEETH



<b>943912-008</b>	M8	PU: 100
<b>943912-010</b>	M10	PU: 100



## WASHER LARGE, VA



<b>943922-008**</b>	M8	PU: 100
<b>943000-043*</b>	M8	PU: 100
<b>943922-010**</b>	M10	PU: 100
<b>943000-056*</b>	M10	PU: 100

\*Available from Q1/2023

\*\*Item will be discontinued at the end of the Q4/2022. Available while stocks last.



## ALLEN SCREW











<b>943308-120**</b>	M8 x 20 bottom gear teeth	PU: 100
<b>943000-025*</b>	M8 x 20 bottom gear teeth	PU: 100

\*Available from Q1/2023

\*\*Item will be discontinued at the end of the Q4/2022. Available while stocks last.



# SCREWS AND SMALL PARTS

				
<b>942000-902*</b>	Pro hammerhead nut		PU: 100	
*Expected to be available from Q2/2023				
				
<b>943914-008</b>	Square nut M8, V4A Fits all Schletter system profiles, can be combined with Klicknut M8 and click-in component		PU: 100	
<b>129010-008</b>	KlickIn click-in component for M8 nut For simplified insertion of the M8 square nut at any location on the KlickIn nut M8		PU: 100	
				
<b>943914-010</b>	Square nut M10, V4A		PU: 100	
<b>129010-001</b>	KlickIn click-in component for M10 nut For simplified insertion of the M10 square nut at any location on the KlickIn nut M10		PU: 100	

## NUT SELF-SECURING, V4A

					
<b>943911-008**</b>	M8		PU: 500		
<b>943001-240*</b>	M8		PU: 500		




\*Available from Q3/2023

\*\*Item will be discontinued at the end of the Q3/2023. Available while stocks last.

**PLEASE NOTE:** All locking nuts in all designs and grades are disposable! Both the plastic ring on poly stop nuts and the clamping part on all-metal nuts lose their clamping effect when screwed on and off.

## THREADED SCREW, SELF-GROOVING, VA



For steel starting at 1.5 mm

					
<b>943763-064</b>	6.3 x 64		PU: 100		
<b>943763-115</b>	6.3 x 115		PU: 100		
<b>943763-150</b>	6.3 x 150		PU: 100		
<b>943763-200</b>	6.3 x 200		PU: 50		

The mounting points must be pre-drilled with Ø 5 mm.

# SCREWS AND SMALL PARTS



## FASTENING SCREWS FOR METAL COMPONENTS AND PLATES

		 
<b>943755-925</b>	Drill screw 5.5 x 25 with gasket	PU: 100
<b>943000-700</b>	Thin sheet metal screw 5.5 x 25 A2 with gasket With ETA, ETN, MCS012 and German building authority approval. For use in Germany, France and the UK in conjunction with SingleFix Pro.	PU: 100
<b>943000-360</b>	Thin sheet metal screw 6.0 x 25 A2 with gasket With ETA, ETN, MCS012 and German building authority approval. For use in Germany, France and the UK in conjunction with SingleFix Pro.	PU: 100
<b>943001-232</b>	Thin sheet metal screw 6.0 x 22 A2 with Oz gasket	PU: 100
<b>943772-019</b>	Repair screw 7.2 x 19 self-grooving FABA-A A2	PU: 500



## EPDM RUBBER INLAY 3 MM SELF-ADHESIVE, REEL WITH 50 M, UV-RESISTANT

e.g. for trapezoidal sheet clamps or for laminate modules



		 
<b>973000-041</b>	EPDM rubber self-adhesive 48 mm wide, reel with 50 m	



## WOOD SCREW

For non-boarded roofs, we recommend at least 80 mm, for roofs with boarding and counter-battens, at least 120 mm!



### WOOD SCREW WITH PLATE HEAD, VA

		 
<b>943208-080</b>	8 x 80	PU: 100
<b>943208-100</b>	8 x 100	PU: 100
<b>943208-120</b>	8 x 120	PU: 50



Example

### WOOD SCREW WITH PLATE HEAD, GALVANIZED

		 
<b>942208-080</b>	8 x 80	PU: 50
<b>942208-100</b>	8 x 100	PU: 50
<b>942208-120</b>	8 x 120	PU: 50

## SEAL FOR PLATE HEAD SCREWS

		 
<b>119016-000</b>	dm 8 EPDM	




# SCREWS AND SMALL PARTS

## CABLE ROUTING

Cable fastener made of UV- and temperature-resistant plastic



129065-008 Proklip-Multi 8			
Profiles	Systems	Cable quantity	
Click or screw channel M8, module support profile S, module support profile Solo, Eco05, FixZ-7, FixZ-15	FixZ-7, FixZ-15, system FS, carport, special projects	approx. 6*	PU: 100



129065-001 Proklip-Multi 10S			
Profiles	Systems	Cable quantity	
Solo and screw channel M10	-	approx. 4*	PU: 100



149023-001 Mounting clips 1.0 – 3.0 mm, upper guide		PU: 100
Fastening on edges with a width of 1.0 – 3.0 mm; Cable tie length: 200 mm		



149023-002 Mounting clips 1.0 – 3.0 mm, lateral guide		PU: 100
Fastening on edges with a width of 1.0 – 3.0 mm; Cable tie length: 200 mm		



\*Starting with a 6 mm<sup>2</sup> cable with a 6 mm cable diameter.

# WE WILL BE HAPPY TO ADVISE YOU.

For competent and comprehensive advice in planning your system, and for questions about logistics and order processing, our employees are gladly available to you.



**SCHLETTER SOLAR GMBH**

Alustrße 1, 83527 Kirchdorf  
Germany

**[WWW.SCHLETTER-GROUP.COM](http://WWW.SCHLETTER-GROUP.COM)**



## WE SUPPORT SOLAR.